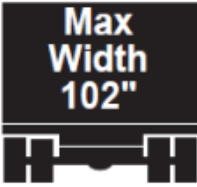







DIMENSIONS:

<p>WIDTH LIMIT</p>	<p>102 inches or 8'6"</p>	
<p>CRS §42-4-502</p>	<p>Exceptions:</p> <ul style="list-style-type: none"> Loosely bound round bales of hay may not exceed 12' Rectangular bales of hay may not exceed 10'6" 	
<p>HEIGHT LIMIT</p>	<p>Maximum limit of 14'6" except on designated routes</p>	
<p>CRS §42-4-504(1)</p>	<ul style="list-style-type: none"> CDOT Low Clearance Structures 	
<p>FRONT PROJECTION</p>	<p>No load may project more than 4' beyond the front of the vehicle without a valid extra-legal permit from CDOT</p>	
<p>CRS §42-4-504(5)</p>		
<p>REAR OVERHANG</p>	<p>No load may project more than 10' beyond the rear of the vehicle without a valid extra-legal permit from CDOT</p>	
<p>CRS §42-4-504(6)</p>	<p><u>Notes:</u> CRS §42-4-209:</p> <p>Daylight Travel - a red flag is required at the end of the load projections $\geq 4'$</p> <p>Night Travel - a red light or lantern is required at the end of load projections $\geq 4'$</p>	
<p>SPECIALIZED AUTO/BOAT TRANSPORTER</p>	<ul style="list-style-type: none"> May not project more than 4' beyond the front May not project more than 6' beyond the rear Extendable ramps or "flippers" are excluded from the measurement of vehicle length, but must be retracted when not supporting vehicles. <p>◇ Extendable devices that are not supporting vehicles and have not been retracted will be included in the measurement of vehicle length.</p>	
<p>CRS §42-4-504(4.5)(c)(III)</p>		
<p>DRAWBAR</p>	<p>When one vehicle is towing another using a drawbar, the drawbar maximum length is 15' when the overall length exceeds 55'</p>	
<p>CRS §42-4-506(1)</p>		