



**OUR FAMILY  
PROTECTING  
YOURS** SINCE  
1935

---

# **PUBLIC OPINION SURVEY**

**RESULTS PRESENTATION  
NOVEMBER 5, 2024**

---

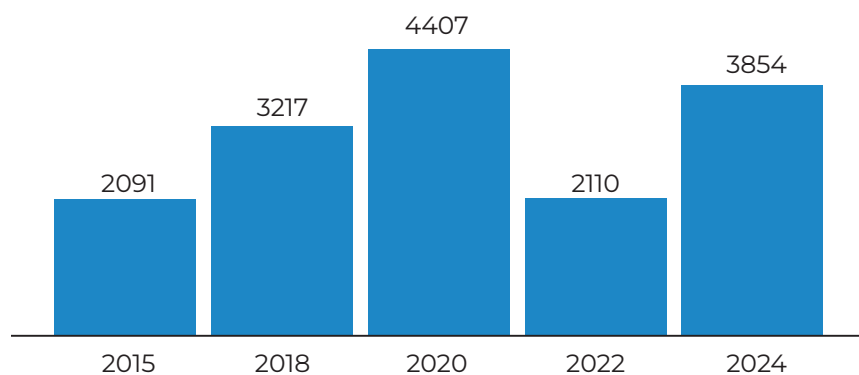
This report was written and prepared by

**OrgVitality**

# OPEN TO THE PUBLIC

## Survey Open: September 3 - 20, 2024

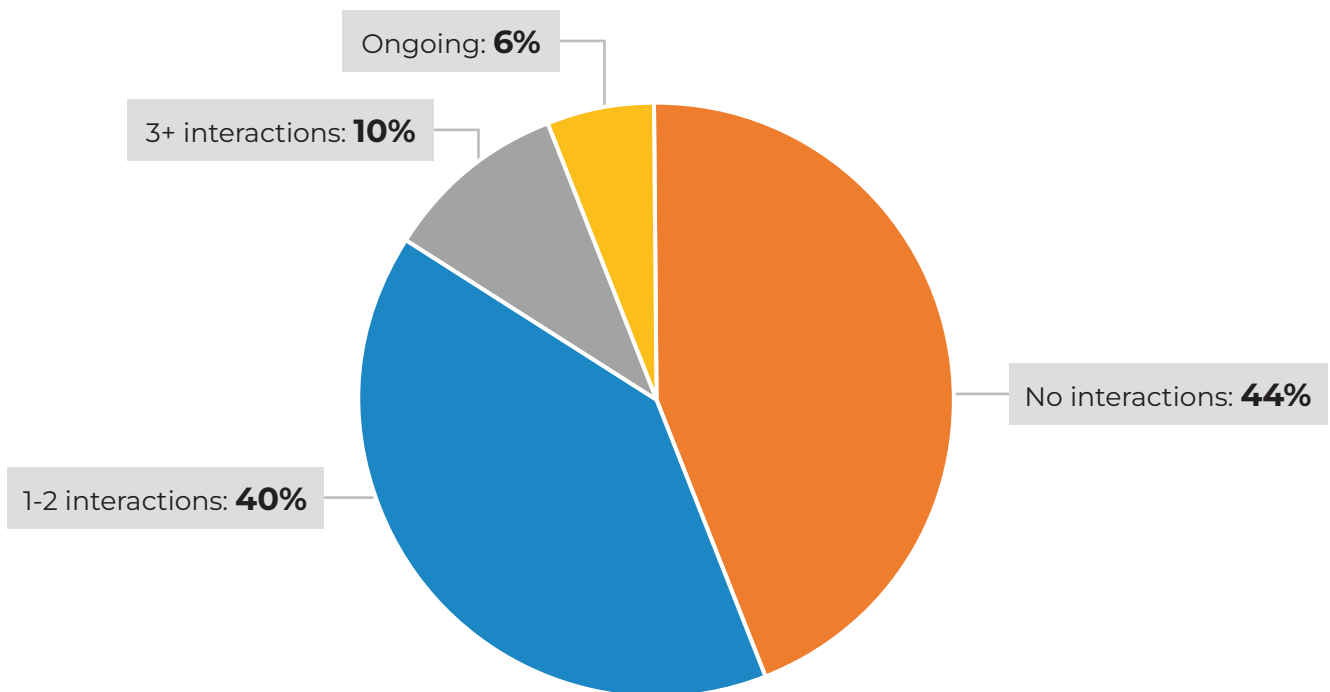
- Available via the internet in English and Spanish
- Distributed via four specific links.
- Public notified via contact cards, press releases, social media, etc.
- All respondents asked about professionalism, safety, fairness, and demographics.
- Respondents then chose additional topics (types of interactions) to provide feedback,
- Survey response has improved since the last cycle.



# WHO DID WE HEAR FROM?

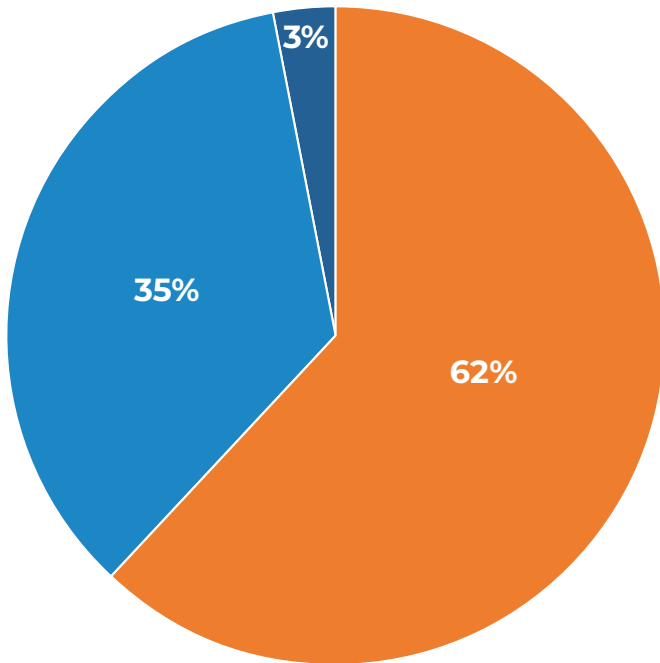
## 3854 INDIVIDUALS

Self Reported Demographic	N	%
Traffic Infraction / Violation	659	17%
Crash Involvement / Witness	288	7%
Victim Assistance	52	1%
Roadside Assistance	209	5%
Dialed *CSP	308	8%
Port of Entry Visit	202	5%
Community Engagement Event	303	8%
Partner, School, or Non-Profit Organization	110	3%
First Responder	343	9%
Colorado Community Member / Visitor	225	6%
No Direct Contact	1832	48%



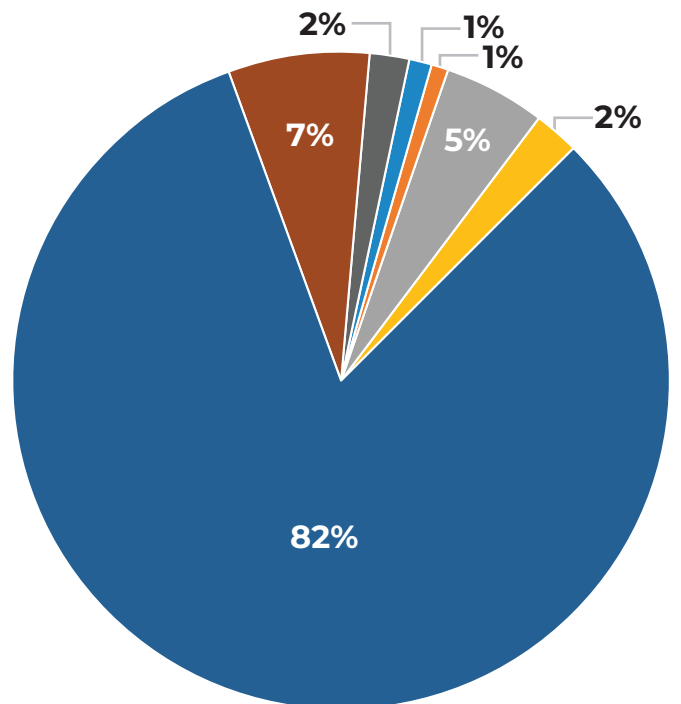
# WHO DID WE HEAR FROM?

## 3854 INDIVIDUALS



Gender	
<span style="color: orange;">■</span>	Woman
<span style="color: blue;">■</span>	Man
<span style="color: gray;">■</span>	Non-Binary / Non-Conforming
<span style="color: yellow;">■</span>	Transgender
<span style="color: darkblue;">■</span>	Prefer not to say
<span style="color: green;">■</span>	Other

Ethnicity	
<span style="color: lightblue;">■</span>	Asian
<span style="color: orange;">■</span>	Black / African American
<span style="color: gray;">■</span>	Hispanic / Latino
<span style="color: yellow;">■</span>	Indigenous / Alaska Native / American Indian
<span style="color: blue;">■</span>	Middle Eastern / North African
<span style="color: green;">■</span>	Pacific Islander / Native Hawaiian
<span style="color: darkblue;">■</span>	White / Caucasian
<span style="color: brown;">■</span>	Prefer Not to Say
<span style="color: gray;">■</span>	Other





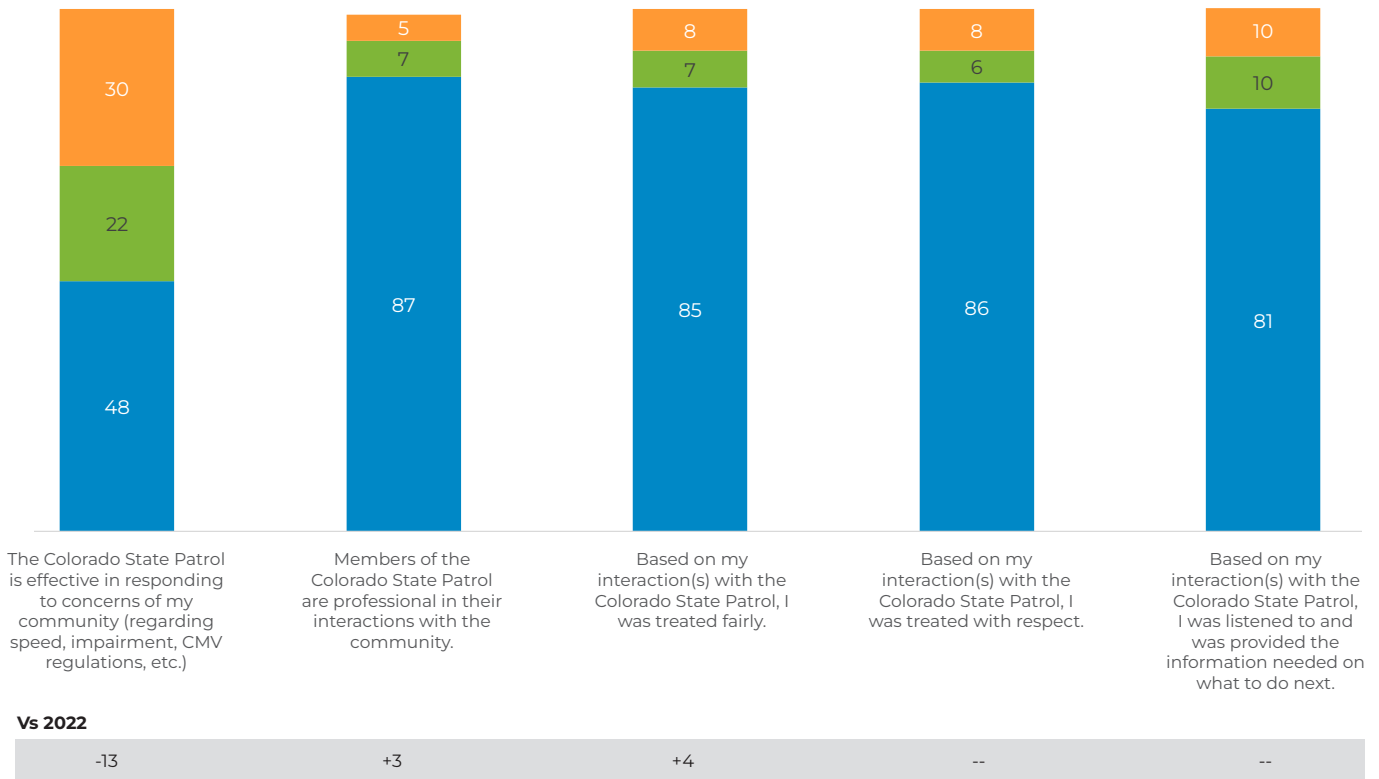
# WHAT DID THEY SAY?

- Overall, very positive perceptions of professionalism, fairness, and general positivity in interactions.
- Less positive about effectiveness in responding to community concerns and safe driving behaviors on interstates.
- Top areas for more enforcement include aggressive/reckless driving, speeding, and distracted driving.
- Comments reflect an appreciation for the job done, and a desire for more visibility – both on interstates for safety, and at community events for community building.

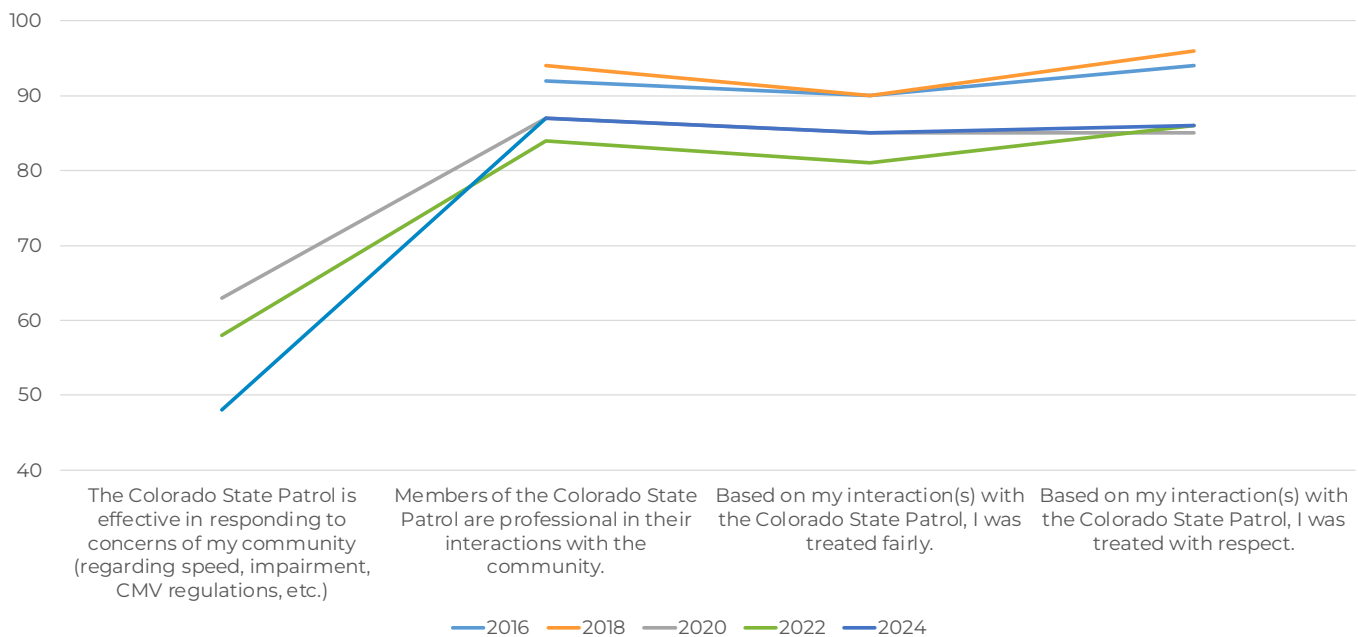


# OVERVIEW

# OVERALL FAVORABILITY



# OVERALL TREND



# SAFETY AND ENFORCEMENT

Over the past two years, I have noticed safer driving behaviors on Colorado's roadways.



Please select the top 3 areas CSP should focus on to support safety in your community.

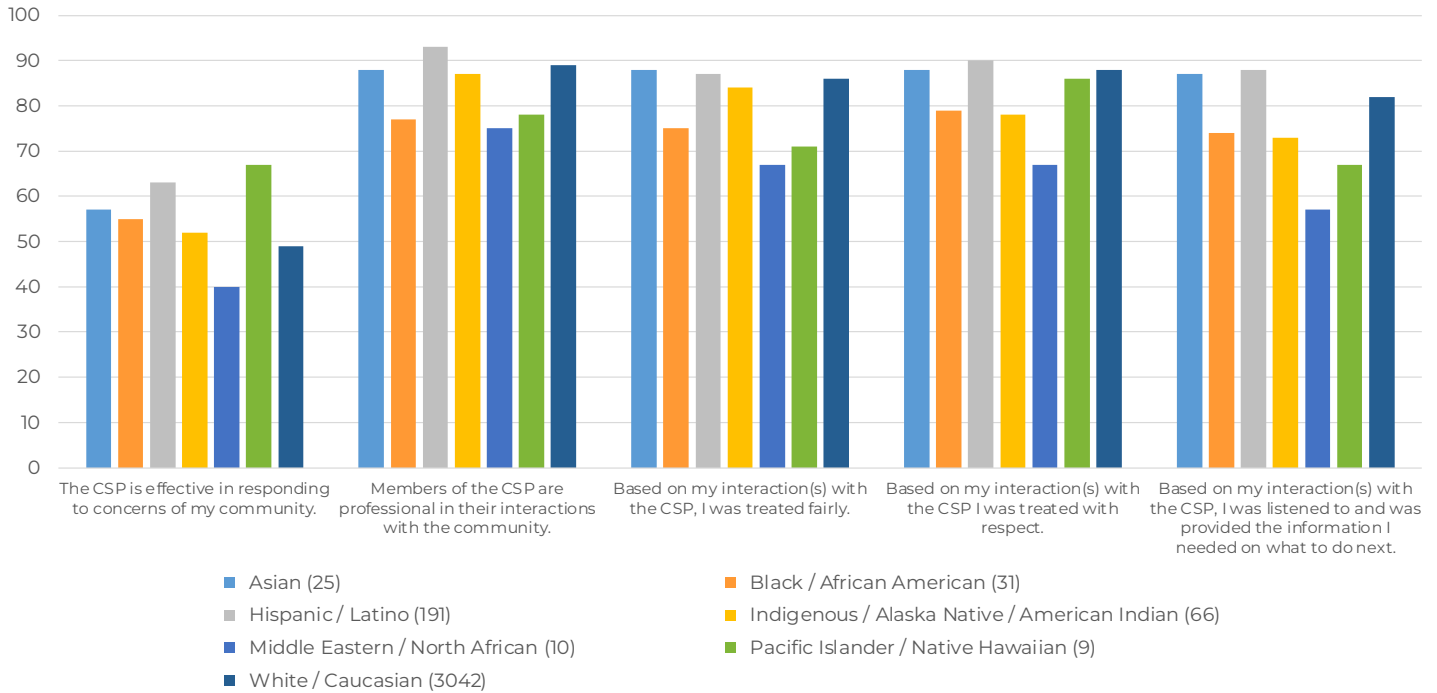
Enforcement Area	% Chosen
Aggressive / Reckless Driving	659
Speeding	288
Distracted Driving	52
Impaired Drivers	209
Commercial Motor Vehicle Safety	308
Traffic Management	202
Pedestrian / Bicyclist Safety	303
Roadside Assistance	110
Community Educational Events	343
Victims Assistance	225



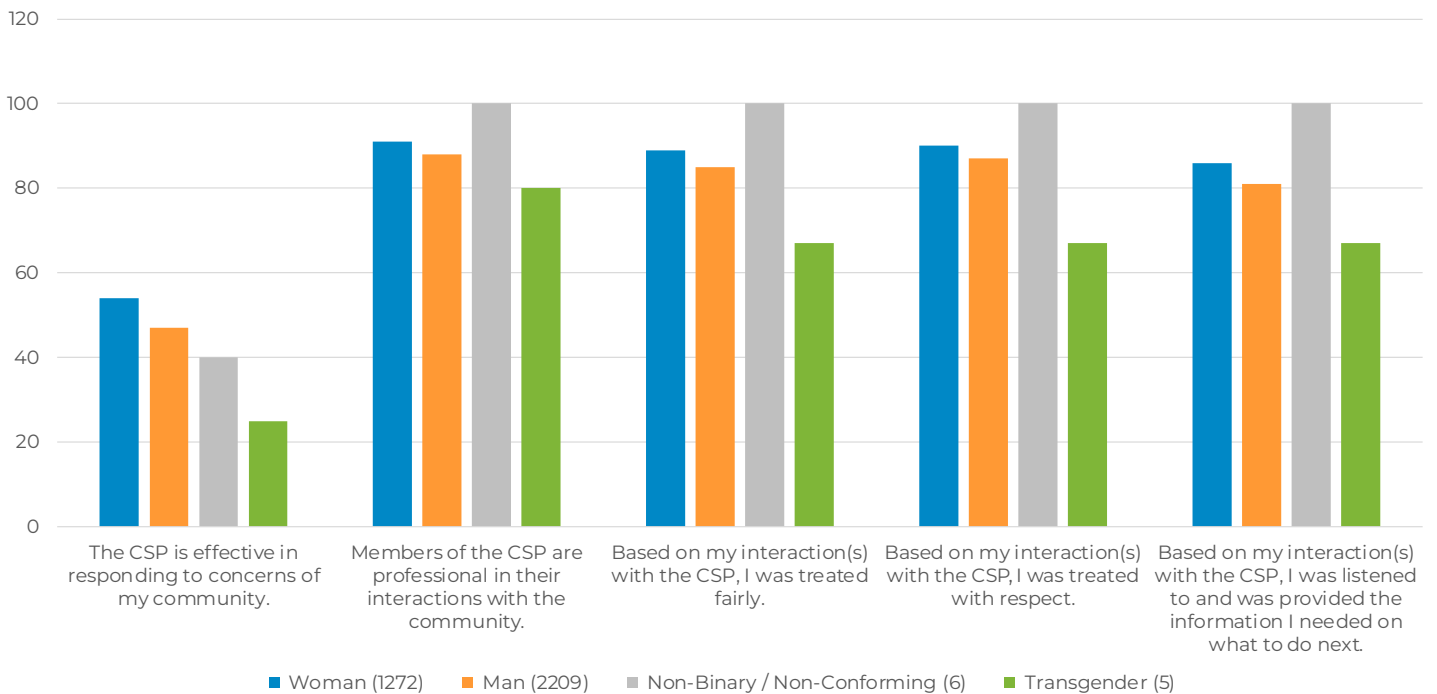


# BY POPULATION

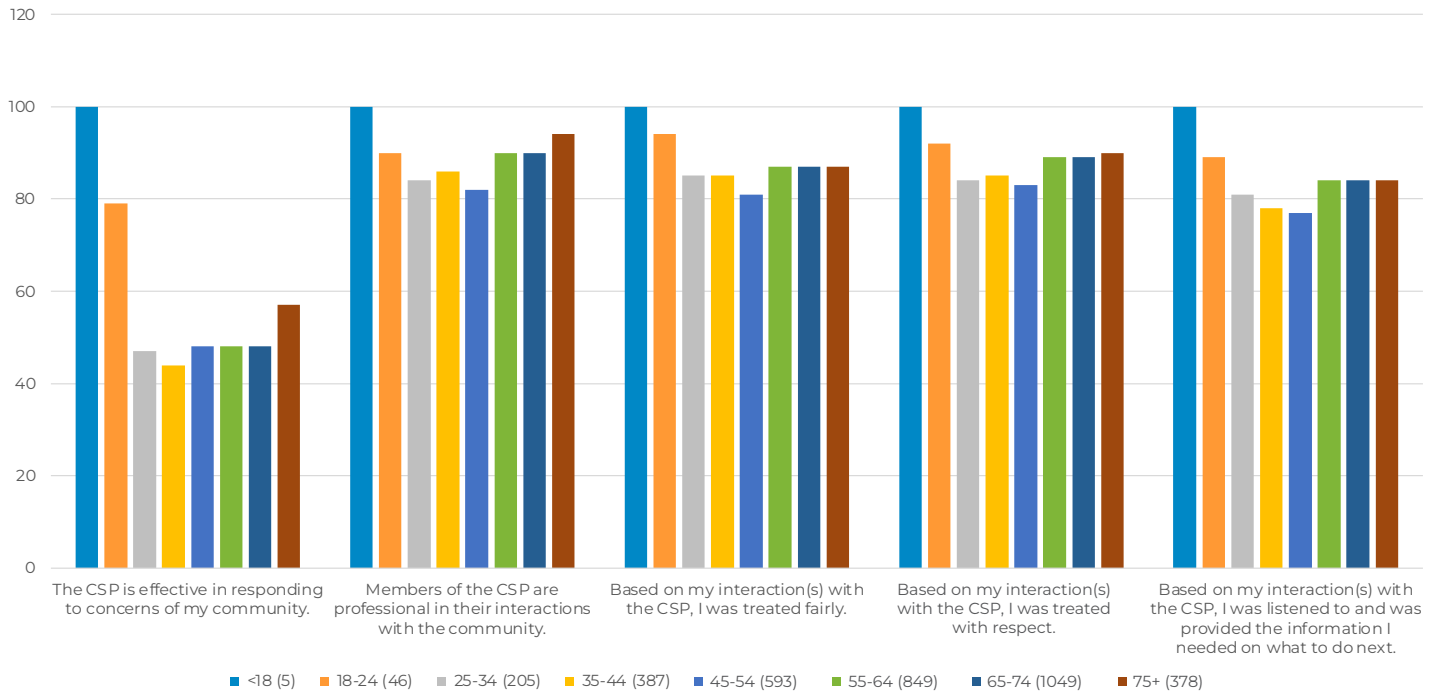
# OPINIONS BY ETHNICITY



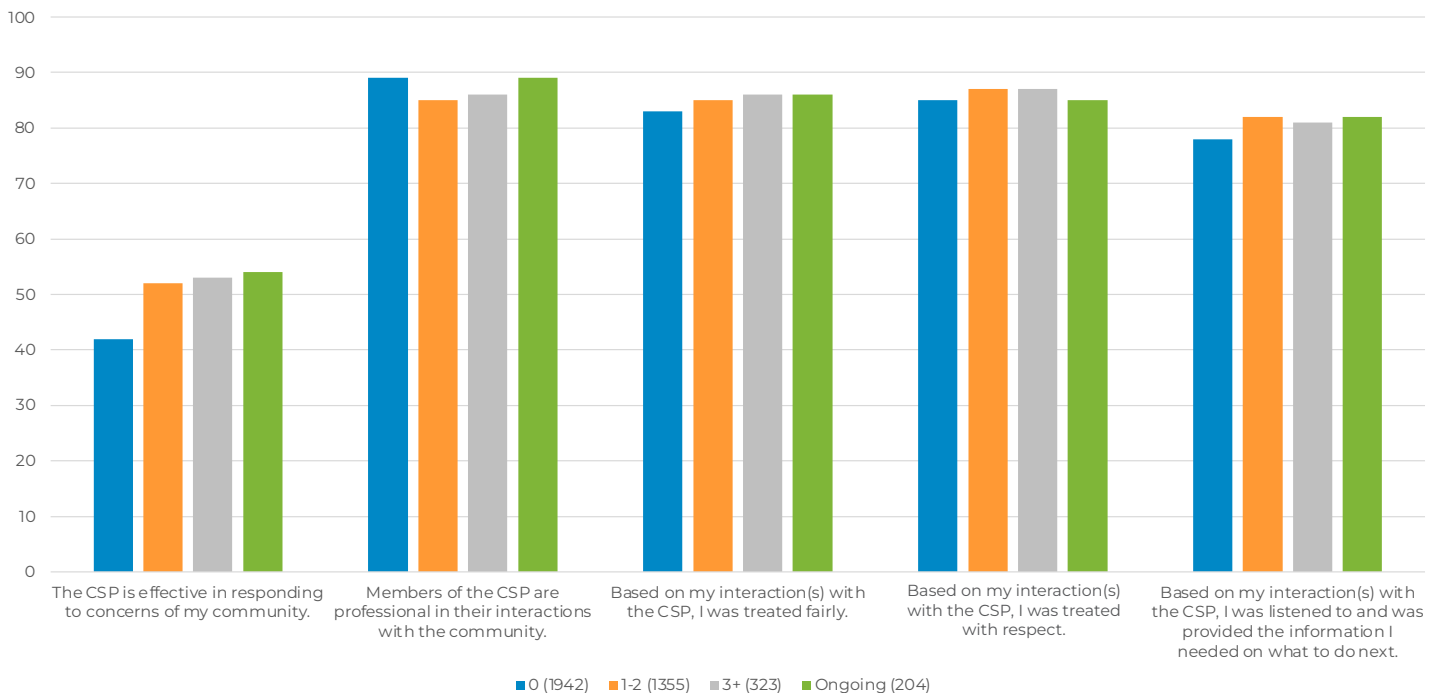
# OPINIONS BY GENDER



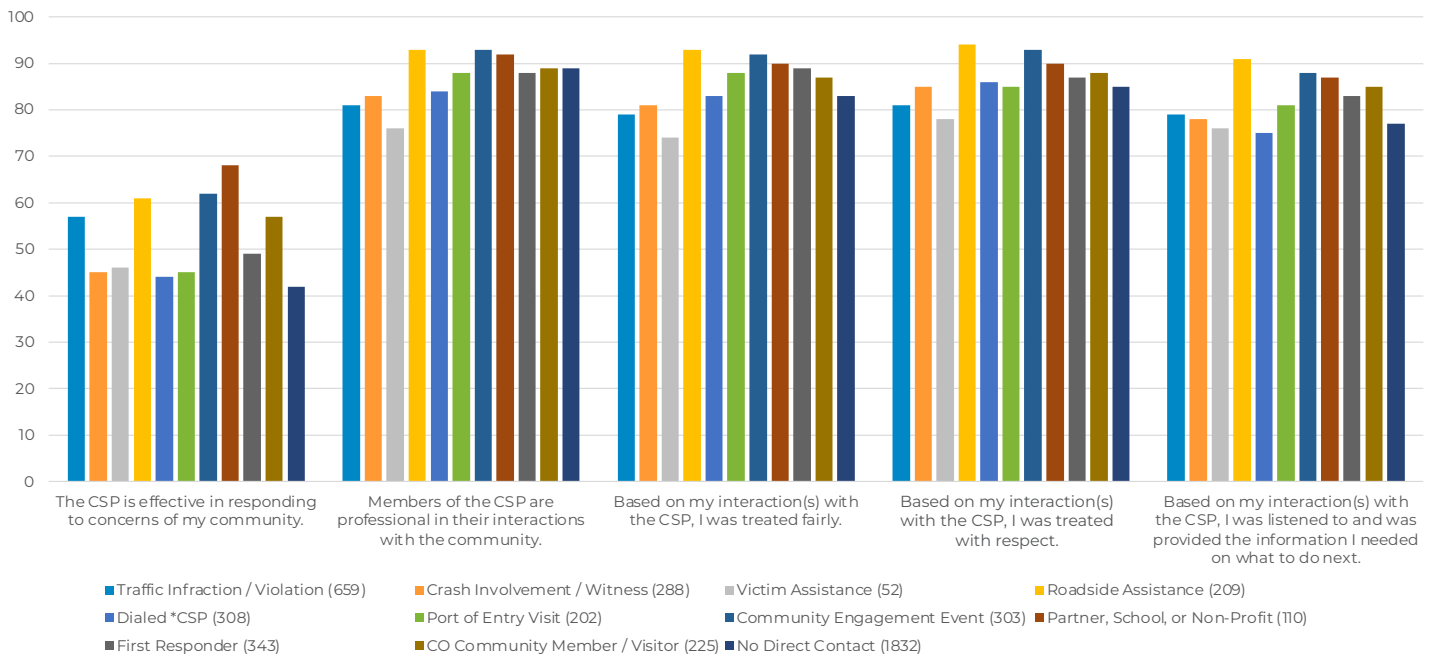
# OPINIONS BY AGE



# OPINIONS BY INTERACTION NUMBER



# OPINIONS BY INTERACTION TYPE



A blue-tinted topographic map of the southwestern United States and northern Mexico. The map shows various geographical features, including mountain ranges like the Sierra Nevada and Coast Range, and valleys such as the San Joaquin Valley and Colorado Plateau. Major cities like San Francisco, Los Angeles, and San Diego are visible. In the bottom left corner, there is a detailed illustration of a white coffee cup on a saucer. The text "BY LOCATION" is overlaid in large, bold, white capital letters in the center of the map. A scale bar at the bottom indicates a distance of 50 miles, with a scale of 1:800,000. The map also shows the border between the United States and Mexico, and the Gulf of California.

# BY LOCATION

# OPINIONS BY TROOP

Troop	N_Troop	Over the past two years, driving behaviors on Colorado highways are safe.	Colorado State Patrol is effective in responding to concerns of my community.	Members of the Colorado State Patrol are professional in their interactions with the community.	Based on my interaction with the Colorado State Patrol, I was treated fairly.	Based on my interaction with the Colorado State Patrol, I was treated with respect.	Based on my interaction with the Colorado State Patrol, I was listened to and was provided the information I needed on what to do next.
Troop 4C	354	6	38	85	85	85	80
Troop 1A	353	9	48	90	87	91	81
Troop 3D	331	11	49	88	85	88	81
Troop 4A	330	13	53	88	84	85	77
Troop 2B	269	8	48	87	82	88	78
Troop 5C	242	7	49	88	85	87	81
Troop 2A	220	6	49	87	85	88	82
Troop 3A	202	3	47	88	86	88	81
Troop 3C	193	9	45	89	86	85	87
Troop 2D	181	16	61	94	92	92	89
Troop 1C	142	13	42	91	86	86	82
Troop 5A	136	12	46	83	77	77	76
Troop 3B	136	11	48	82	84	83	75
Troop 5B	110	20	61	84	85	85	83
Troop 2C	110	20	61	91	86	89	84
Troop 1D	104	8	35	79	81	82	75
Troop 4B	98	7	38	89	81	85	79
Troop 2E	30	10	54	89	81	82	82
Troop 1E	6	0	40	100	80	80	75

# COMMUNITY EVENT IMPACT

Troop	N_Troop	Over the past two years, driving behaviors on Colorado highways are safe.	Colorado State Patrol is effective in responding to concerns of my community.	Members of the Colorado State Patrol are professional in their interactions with the community.	Based on my interaction with the Colorado State Patrol, I was treated fairly.	Based on my interaction with the Colorado State Patrol, I was treated with respect.	Based on my interaction with the Colorado State Patrol, I was listened to and was provided the information I needed on what to do next.
Troop 4C	39	13	56	90	85	92	69
Troop 4C	28	14	54	96	82	82	79
Troop 2C	24	17	63	100	100	100	92
Troop 1A	23	27	65	96	83	96	91
Troop 2A	21	10	67	86	81	86	81
Troop 5C	21	5	67	100	85	95	71
Troop 3D	18	6	56	100	89	89	83
Troop 3A	18	11	67	94	83	89	72
Troop 3C	17	12	47	94	82	88	82
Troop 2D	16	13	69	88	75	94	75
Troop 3B	15	0	60	87	93	93	67
Troop 4B	12	8	50	92	67	58	50
Troop 1C	10	40	90	100	90	90	90
Troop 5A	10	10	50	90	80	80	70
Troop 2B	8	0	57	88	88	88	75
Troop 5B	8	25	50	63	75	75	75
Troop 1D	4	0	50	75	100	75	75

# OVER THE PAST TWO YEARS, I HAVE NOTICED SAFER DRIVING BEHAVIORS ON COLORADO'S ROADWAYS.

Safety Improved Over Last 2 Years				
	n	%Fav	%Neutral	%Unfav
Troop 4C	354	6	12	81
Troop 1A	353	9	12	80
Troop 3D	331	11	10	80
Troop 4A	330	13	15	72
Troop 2B	269	8	12	81
Troop 5C	242	7	13	80
Troop 2A	220	6	10	84
Troop 3A	202	3	10	87
Troop 3C	193	9	12	78
Troop 2D	181	16	17	67
Troop 1C	142	13	13	74
Troop 5A	136	12	13	75
Troop 3B	136	11	20	69
Troop 5B	110	20	15	65
Troop 2C	110	20	15	65
Troop 1D	104	8	12	81
Troop 4B	98	7	12	80
Troop 2E	30	10	27	63
Troop 1E	6	0	0	100



# SAFETY BY TROOP – 2015 TO 2024

	2024	2022	2020	2018	2018
Troop 1E	4	4	2	4	--
Troop 2A	4	3	2	2	4
Troop 3A	4	4	3	3	4
Troop 4C	4	3	4	1	3
Troop 3C	3	4	3	2	--
Troop 4B	3	2	1	2	4
Troop 5C	3	2	1	1	2
Troop 2B	3	3	4	4	2
Troop 1D	3	2	4	2	1
Troop 2E	2	1	3	--	--
Troop 3D	2	4	3	3	4
Troop 5A	2	1	1	1	3
Troop 1A	2	1	3	3	3
Troop 3B	2	3	2	4	1
Troop 2D	1	3	2	3	3
Troop 5B	1	2	2	1	2
Troop 2C	1	1	4	2	2
Troop 4A	1	1	1	1	1
Troop 1C	1	2	1	3	1

**2024** Over the past two years, I have noticed safer driving behaviors on Colorado's roadways. (Strongly Agree to Strongly Disagree)

**2022, 2020, 2018, 2015** Considering everything, how would you rate Colorado's highways and interstates? (Very Safe to Very Unsafe)

# TOP AREAS FOR ENFORCEMENT

	n	Impaired Drivers	Speeding	Aggressive / Reckless Driving	Distracted Driving	Ped / Bicyclist Safety	Roadside Assistance	Comm Ed Events	CMV Safety	Traffic Mgmt	Victims Assistance
Troop 4C	354	36	61	88	51	8	9	4	18	17	3
Troop 1A	353	46	48	87	51	9	5	3	24	12	4
Troop 3D	331	52	54	86	50	5	6	2	19	14	2
Troop 4A	330	48	54	82	56	13	12	6	10	12	4
Troop 2B	269	53	57	90	52	6	6	3	9	12	3
Troop 5C	242	53	53	86	51	10	7	5	9	12	5
Troop 2A	220	43	61	88	45	11	10	3	15	14	4
Troop 3A	202	44	56	86	57	3	6	1	21	13	3
Troop 3C	193	49	55	91	53	7	6	5	10	11	4
Troop 2D	181	52	64	86	46	4	9	3	6	16	5
Troop 1C	142	46	52	85	52	6	7	3	15	15	5
Troop 5A	136	47	56	77	48	10	7	4	12	13	4
Troop 3B	135	49	55	79	63	2	7	4	16	10	6
Troop 5B	110	50	49	81	53	5	12	7	8	12	4
Troop 2C	110	53	57	84	57	4	7	7	12	7	--
Troop 1D	104	49	44	88	52	14	10	2	15	14	3
Troop 4B	98	46	58	82	44	8	7	4	17	17	4
Troop 2E	30	33	63	80	57	7	17	3	--	27	--
Troop 1E	6	50	50	100	--	17	17	--	--	17	--



# **NEXT STEPS**

# DISCUSSION

- Any surprises?
- What areas need more analysis/investigation?
- What are areas of strength to lean into?

